

# Suggested Template for a Ceremony

## Activity Idea:

Some schools do a school-wide ceremony or program for Yom Hazikaron and/or Yom Haatzmaut. Of course there are many different ways that the program can be organized. Below we suggest just one simple model that can be adapted according to your needs.

# 1

## OPENING & SIREN




"Welcome students and faculty. In a moment, we will sound a siren and stand in silence to honor and remember all of the soldiers and citizens of Israel who we have lost to war and terror. This year - maybe more than any other before - the sound is one of deep pain and grief, but also of hope and pride. It is the sound of the State of Israel. Please stand"

Sound the siren. At this point, you may also choose to light a memorial candle. "The soul of man is the candle of God.. This light represents all of the holy souls we have lost - may a small amount of light dispel much darkness."

# 2

## TEHILIM



Following the siren, a student or teacher can be invited to read a chapter of psalms. The psalms can be read alone by the leader or responsively - the audience repeating each verse after the leader. For each of the psalms, we have also provided musical versions that can be played and/or viewed.

"We traditionally read chapters of Tehilim in times of crisis or despair. This year, the following chapter/s - although written thousands of years ago - feel more relevant than ever."

# 3

## STORY



"134 Israelis held captive in Gaza, 1,479 Israelis murdered, 253 fallen soldiers in the battle in Gaza. 11,549 injured. But of course they are not just numbers - they are not even just names, they are friends, children, grandchildren, parents, grandparents, neighbors, and spouses. We should say each of their names and know each of their stories. Today, we will only meet one. We will read the final letter of x who died in the battle in Gaza." Read one of three letters provided.

# 4

## SONG




"Since October 7th, many new songs of despair and grief, hope and pride have been produced in Israel. Music has the power to uplift our souls and process our darkest emotions."

Play one of the songs and videos that we have suggested. Activity ideas can be used as a followup in the classroom.

# 5


## POEM



"Like music, Israel poetry - old and new - provides us with an insight into the struggles of the individual and the nation." Introduce and read one of the suggested poems. Guiding questions can be used as followup in the classroom.

# 6

## CLOSING



Before closing the ceremony, some schools may choose to recite the kaddish or el maleh rachamim. It is also appropriate to close with the singing of the national anthem - Hatikva and/or the prayer for solidarity - Acheinu. For each of these, we have also provided musical versions that can be played and/or viewed. Activity ideas can be used as a followup in the classroom.

"Please stand as we conclude our ceremony by singing together. May our voices move us from darkness to light, from suffering to joy, from captivity to freedom, speedily in our days, amen."